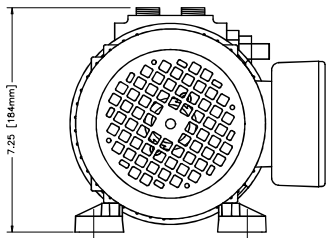
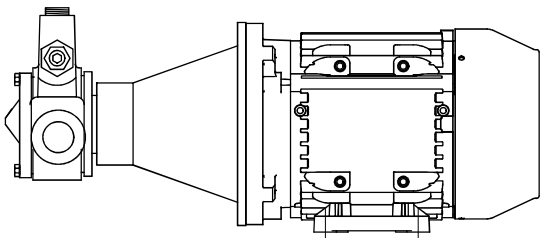
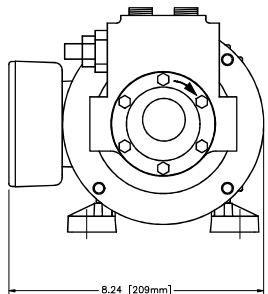
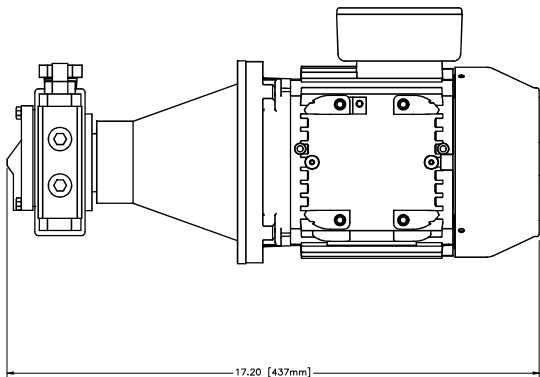


8 7 6 5 4 3 2 1

**PUMP & MOTOR, 3.0 GPM, SUMP AND TRANSFER**  
**W/VITON LIP SEAL**  
**PUMP AND BRACKET WITH COUPLING**  
**COUPLING ACCESS WINDOW TO BE OPPOSITE THE MOTOR FOOT MOUNT,**  
**½ HP MOTOR, FOOT MOUNTED**  
**190/380, 230/460, 50/60 TEFC**



**RPM: 1425**  
**VOLTAGE: 208-230/460 (60Hz), 190-200/400 (50Hz)**  
**HP (kW): 0.5 (0.37)**  
**PRESSURE: MAX = 250 PSI (17 BAR) SET BY PRESSURE RELIEF VALVE**  
**PUMP: 3.0GPM**

<small>THIS DRAWING AND THE INFORMATION CONTAINED HEREIN ARE UNCLASSIFIED AND THE EXCLUSIVE PROPERTY OF GFO. NO DISSEMINATION OF THIS INFORMATION IS TO BE MADE TO ANY OTHER PARTY WITHOUT THE WRITTEN AUTHORIZATION OF GFO. THIS DRAWING, INCLUDING ANY COPIES, REVISIONS, AND/OR MODIFICATIONS, IS THE PROPERTY OF GFO. ANY UNAUTHORIZED REPRODUCTION OR DISSEMINATION OF THIS INFORMATION IS STRICTLY PROHIBITED. GFO ASSUMES NO LIABILITY FOR ANY DAMAGE OR LOSS OF PROFITS, BUSINESS, OR REVENUE, OR FOR ANY SPECIAL, INCIDENTAL, OR CONSEQUENTIAL DAMAGES, WHETHER IN A CONTRACT OR OTHERWISE, ARISING FROM THE USE OF THIS DRAWING. THE CONTRACTOR SHALL BE RESPONSIBLE FOR VERIFYING ALL DIMENSIONS AND MATERIALS TO BE USED IN THE FABRICATION OF THE DRAWING.</small>		DRAWN: MMB CHECKED: 09/17/2024 APPROVED: AS BUILT: PROJECT NO. / WORK ORDER: REF DWG: 3RD ANGLE PROJ.	GFO Peabody N53 W24900 S. Corporate Circle Sussex, WI 53089 262.372.4515 TITLE: PUMP & MOTOR, 3.0 GPM OUTLINE SIZE: DIMENSIONS INCH (MM) DWG NO: H140-1028 SCALE: DO NOT SCALE DRAWING SHEET
---	--	---	--

REV	DESCRIPTION	DATE	APPROVED

8 7 6 5 4 3 2 1